



ICON

by CRANE

Features & Specifications

Features

User Interface	Direct touch buttons
Screen Size	5" landscape HD colour display
Screen Dimensions	106mm x 64mm landscape
Screen Resolution	800 x 480 pixels
Screen Performance	24 bit full colour TFT display
Video Supported	Yes
Optional 21" Full HD Screen	Yes
Screen Input	2x USB & 1x HDMI
Screen Resolution	1920 x 1080 pixels
Screen Content Supported	Video & Images
Brewing System Coffee	CoEx (Coffee & Espresso) Capacity - from 6.5 to 9.5 gram
Brewing System Tea	Crane Oltre brewer
Mixing System	Crane mixing system
Cup Drop Unit	Crane cup drop unit Plastic, paper, single, dual walled cups
Cup Capacity	up to 800
Cup Diameter	70mm, 73mm, 80mm
Cup Size	7, 9, 12 oz 200, 250, 340 ml
USB Connectivity	3 x USB2.0
EVA/DTS communication module	via DEX port
LED Lit Vend Area	Yes
Jug Facility	Yes
Cup Sensor	Surevend cup sensors Fitted as standard on all models
Energy-Saving mode	Programmable energy saving mode
My Code	Yes
Free Vend	Yes
Payment Systems	up to 3
Coin/Notes/Cashless	Compatible with the leading systems
Vend Time (bean to cup)	39 seconds (based on a 160ml serving)
Vend Time (fresh brew)	35 seconds (based on a 160ml serving)
Vend Time (soluble coffee)	17 seconds (based on a 160ml serving)
Waste Bucket Capacity - dry	24 litres
Waste Bucket Capacity - liquid	9 litres
Electronic Temperature Control	Included as standard
Electronic Water Level Control	Included as standard

Specifications

Height	1830mm
Depth	790mm
Width	700mm
Weight	193kg
Door Open Dimensions	Width 1370mm door at 180° Depth 1450mm door at 90°
MBD Protocol	Included as standard
EXE Protocol	Executive protocol kit available as a cost option
Power Supply Voltage	220 - 240V
Power Supply Frequency	50/60 Hz
Energy Consumption	Instant & FB models: 125 wh/h Espresso model: 162 wh/h
Installed Power	2.27kW
Water Main Pressure	200 Kpa (2 bar) – 600 Kpa (6 bar)
Stopcock	15 mm BSP from rising main
Filtration	Compatible with the leading systems




ICON

by CRANE

Canister layouts, capacities and drink menus.

Single Freshbrew Tea (S01)



Canister capacities

1	Sugar	3.4kg
2	Milk	2.5kg
3	Soup	-
4	Instant Coffee	1.0kg
5	Instant Decaf Coffee	1.0kg
6	Fresh Leaf Tea	1.7kg
7	Cappuccino Milk	4.7kg
8	Chocolate	5.8kg

Coffee & Speciality Drinks

—
Americano
Decaf Americano
Americano with milk
Espresso
Flat White
Decaf Flat White
Cappuccino
Decaf Cappuccino
Latte
Decaf Latte
Mocha
Decaf Mocha
Double Espresso

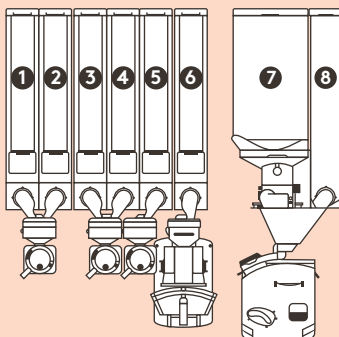
Tea, Chocolate & More

—
Fresh Leaf Tea
Fresh Leaf Tea with milk
Soup
Hot Water
Hot Chocolate
Chocomilk

Cold Drinks

—
Cold water
Cold drink 1
Cold drink 2

Espresso + Freshbrew Tea (E18)



Canister capacities

1	Sugar	3.4kg
2	Milk	2.5kg
3	Cappuccino Milk	2.2kg
4	Chocolate	2.7kg
5	Instant Coffee	1.0kg
6	Fresh Leaf Tea	1.7kg
7	Fresh Coffee Beans	3.5kg
8	Decaf Ground Coffee	1.5kg

Coffee & Speciality Drinks

—
Americano from Beans
Americano from Beans with milk
Americano
Espresso from Beans
Flat White from Beans
Flat White
Cappuccino from Beans
Cappuccino
Latte from Beans
Latte
Mocha from Beans
Mocha
Double Espresso from Beans
Decaf Americano
Decaf Flat White
Decaf Cappuccino
Decaf Latte
Decaf Mocha

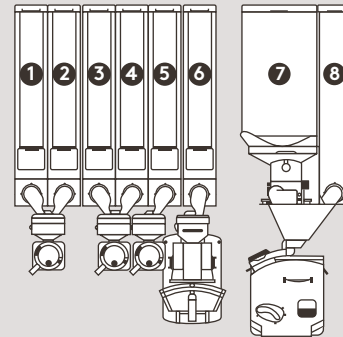
Tea, Chocolate & More

—
Fresh Leaf Tea
Fresh Leaf Tea with milk
Hot Water
Hot Chocolate
Chocomilk

Cold Drinks

—
Cold water
Cold drink 1
Cold drink 2

Espresso + Freshbrew Tea (E05)



Canister capacities

1	Sugar	3.4kg
2	Milk	2.5kg
3	Cappuccino Milk	2.2kg
4	Chocolate	2.7kg
5	Soup	-
6	Fresh Leaf Tea	1.7kg
7	Fresh Coffee Beans	3.5kg
8	Decaf Ground Coffee	1.5kg

Coffee & Speciality Drinks

—
Americano from Beans
Americano
Americano from Beans with milk
Espresso from Beans
Flat White from Beans
Flat White
Cappuccino from Beans
Cappuccino
Latte from Beans
Latte
Mocha from Beans
Mocha
Double Espresso from Beans

Tea, Chocolate & More

—
Fresh Leaf Tea
Fresh Leaf Tea with milk
Soup
Hot Water
Hot Chocolate
Chocomilk

Cold Drinks

—
Cold water
Cold drink 1
Cold drink 2

Pipsmore Park, Bumpers Farm Industrial Est.
Chippenham, Wiltshire SN14 6NQ, UK